




KG1

Connect Plus

Activity Book

Term 1

Wendy Cherry

 **1 Match and trace**



a eraser


b board

c pencil

d sharpener

e table

f pen


 1 Draw and write

① 

I'm

② 

This is my

 1 Read and match, then color

① This is my balloon.

a



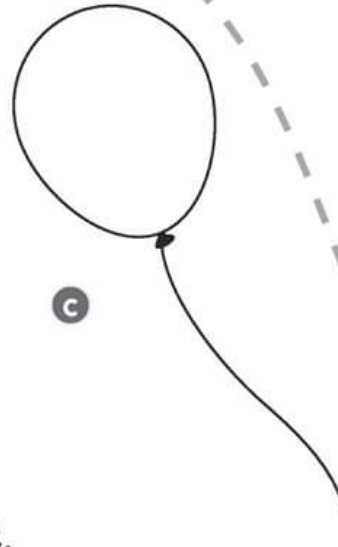
② It's for Daddy.

b



③ It's for Mommy.

c



④ It's a balloon. It's orange.

d



Who am I?





Hello!

Reading



Look, read and match

I'm Busy Bee.

I'm Dina.

I'm Adam.







2 Trace, color and say



Busy Bee



Dina



Adam

Theme 1





1 Trace and match

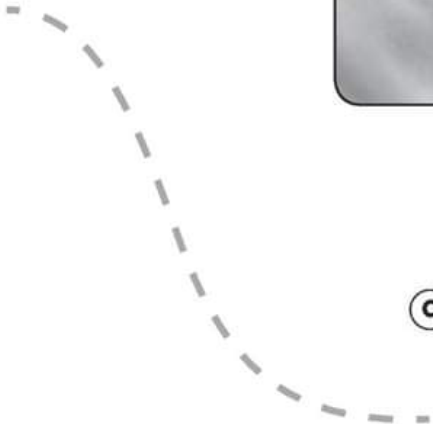
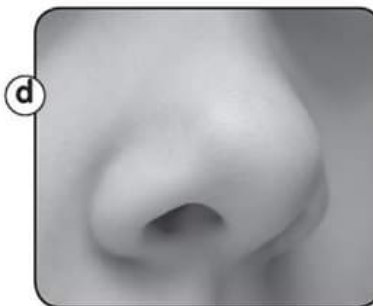
eye

nose

mouth

ear


hair





1 Read, trace and color


I have brown eyes.



I have green eyes.



I have blue eyes.





4 Look, say and trace



Hello!



Bye!



5 Listen and point. Then trace

Tracing practice for lowercase letters a through z. Each letter is shown on a set of three horizontal lines (top, middle, bottom) with numbered arrows indicating the stroke order and direction.

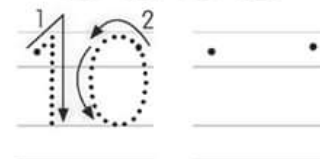

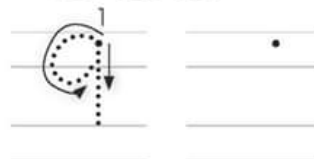

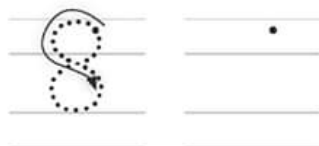

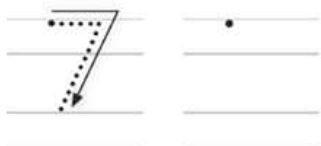

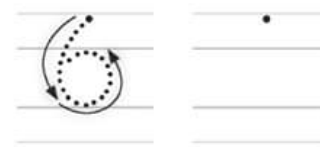

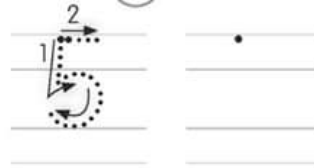

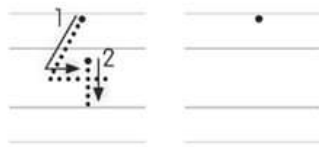
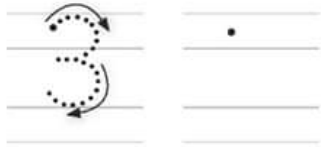
Row 1: a, b, c, d, e, f, g, h, i, j

Row 2: k, l, m, n, o, p, q, r, s

Row 3: t, u, v, w, x, y, z

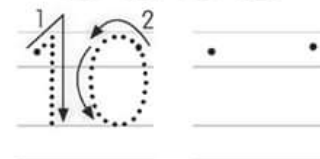

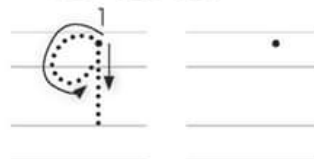

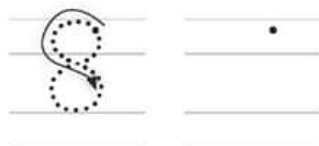

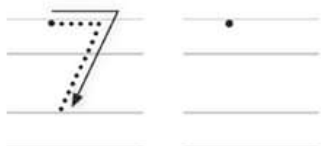

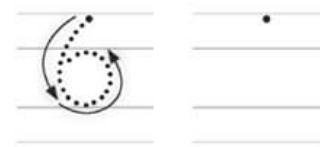

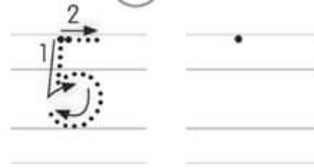

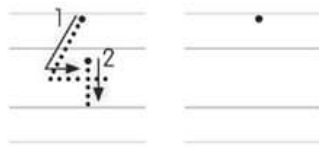
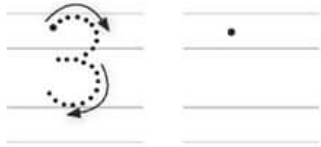


1 Trace and copy. Then count and color





1 Trace and copy. Then count and color




Show and tell

Unit review **Unit 1**



1 Look and say



2 Think and color



Unit 1



3 Color, cut and stick



Go to page 85

Teacher assessment



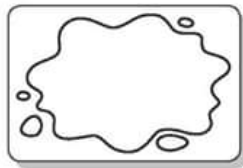
A new color



1 Color. Then mix, say and color

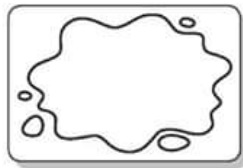
green orange brown

1



red

+

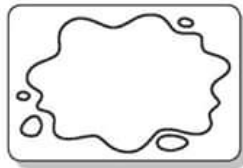


yellow

=

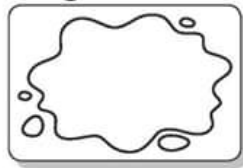


2



blue

+

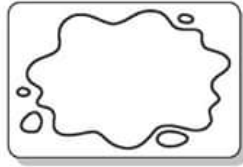


yellow

=

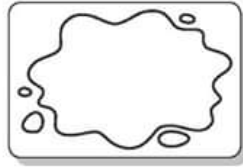


3



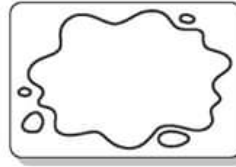
yellow

+



blue

+



red

=



Red and yellow make orange.



2 Now write




3 Look, act and say

1


Hello!

Hello!



2

What's your name?




I'm

3

Bye!

Bye!



Contents

Hello!	ii
Who am I?	
Unit 1 This is me!	2
Unit 2 In my classroom	18
Phonics story: The balloon	34
The world around me	
Unit 3 Our animals	38
Unit 4 Our world	54
Phonics story: The rain	70
The Boys and the Frogs	73
Review 1	77
Cut-outs	81





Look, find and say



Adam / brother



Dina / sister



Mommy



Daddy




What color is it?

Connect with Art

Unit
1



Look, read and color






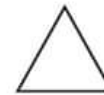
1 Count, color and say



I can see 5 squares.



5



Language: I can see 5 squares.



1 Choose, say and play

Touch your arm.



arm



leg



hand



foot





1 Choose, say and play

Touch your arm.



arm



leg



hand



foot





1 Find and color

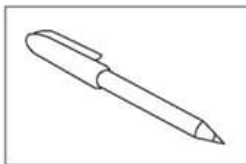




Learn to write with Busy Bee!



Trace, copy and say




pen

pen



Maha

Maha



classroom



Nour

Nour



ABCDEFGHIJKLMNOPQRSTUVWXYZ



Learn to write with Busy Bee!



1 Trace, copy and say

①



bag

bag

ag

②



Bye!

Bye!

ye!

③



hand

hand

and

④



Hello!

Hello!

ello!



ABCDEFGHIJKLMNOPQRSTUVWXYZ



1 Sort and write

eat don't eat grow don't grow don't breathe breathe



1 Living things

1

eat

2

3



2 Non-living things

1

don't eat

2

3



Language: Living things grow.



bB hH

Learn sounds with Busy Bee!



1 Circle b in blue and h in green. Say

b h h b h b b h h h b b b h

h b h b h h b b b h b h h



2 Listen and trace. Then say

1

b ag



2

b ee



3

h and



4

h air



abcdefghijklmnopqrstuvwxyz



1 Look and put a (✓) or (X)




3 Trace

I help my friend.



2 Draw and say





1 Look and put a (✓) or (X)




3 Trace

I help my friend.



2 Draw and say



1 Look and match

2 Say



Language: I (see) with my (eyes).




1 Read and trace. Then choose

① This is a pen.



② This is a table.



③ This is an eraser.




Where do camels live?




1 Read and choose. Then cut, color and stick

Camels live ...



on land



in water



Go to page 83





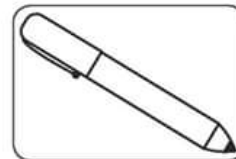
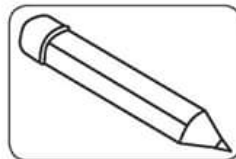
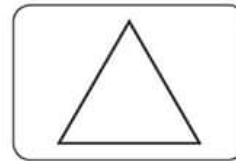
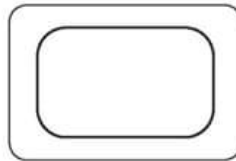
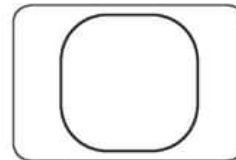
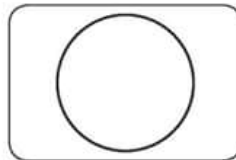
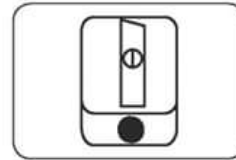
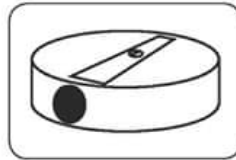
1 Color the items. Then ask and answer



Which sharpener do you want?



I want the green, round one.



My friend wants the green, round sharpener.

Language: Which sharpener do you want? I want the green, round one.



1 Draw your favorite animal

My favorite animal is the



2 Ask and answer. Then draw your friend's favorite animal

My friend's favorite animal is the

Language: *What's your favorite animal?
My favorite animal is (the cat).*

 **1 Read, trace and match**

Living things grow.

Living things breathe.

Living things eat.






1 Read, find and number

- ① The sharpener is a circle.
- ② The eraser is a triangle.
- ③ The table is a circle.
- ④ The eraser is a square.
- ⑤ There's a board. It's a rectangle.



2 Now say

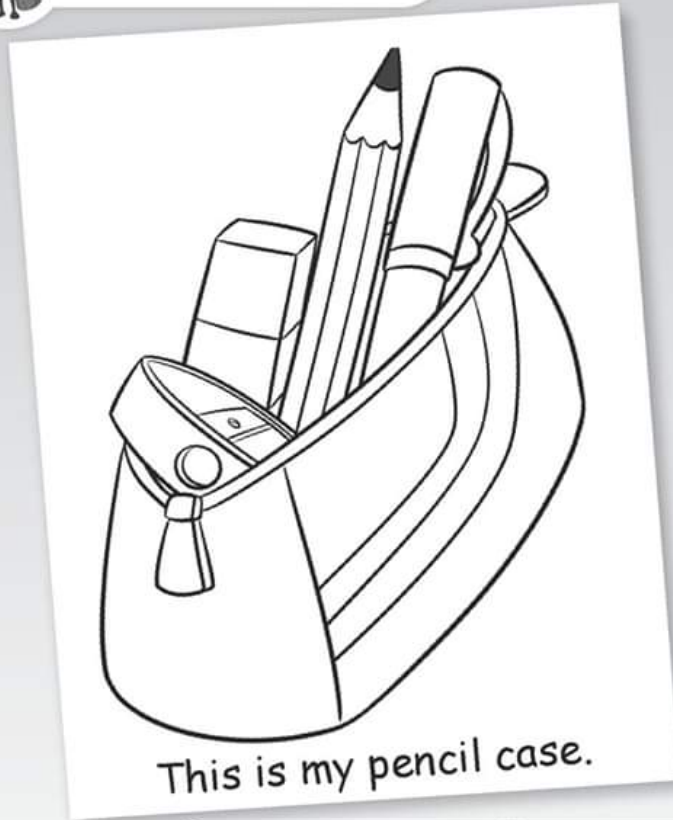


Show and tell

Unit review **Unit 2**



1 Look, color and say




This is my pencil case.



2 Think and color



3 Color, cut and stick



Teacher assessment



Go to page 85

Foreword

This is a pivotal time in the history of the Ministry of Education and Technical Education (MOETE) in Egypt. We are embarking on the transformation of Egypt's K-12 education system (Education 2.0) starting in September 2018 with KG1, KG2 and Primary 1, continuing to be rolled out year after year until 2030. We are transforming the way in which students learn to prepare Egypt's youth to succeed in a future world that we cannot entirely imagine. The rapid technological advancement and disruptions to industries and the workplace requires MOETE to undergo a major configuration of when to learn and what to learn. The foundational skills of literacy, numeracy and digital literacy are the core. Education at a young age also needs to be multidisciplinary to broaden students' horizons, integrating the essential soft skills and competencies such as communication and critical thinking into the school curriculum. There must be joy in learning so that students are motivated to engage in lifelong learning throughout their lives keeping up and staying ahead of changes in the world.

Curriculum is not the end but the beginning of the important process of changing Egypt's education system. MOETE is very proud to present this new series of textbooks, *Connect Plus*, with the accompanying digital learning materials that capture its vision of the transformation journey. This is the result of much consultation, much thought and a lot of work. We have drawn on the best expertise and experience from national and international organizations and education professionals to support us in translating our vision into an innovative national curriculum framework and exciting and inspiring print and digital learning materials.

The MOETE extends its deep appreciation to its own Center for Curriculum and Instructional Materials Development (CCIMD) and specifically, the CCIMD Director and her amazing team. MOETE is also very grateful to the minister's senior advisors for curriculum and early childhood education. Our deep appreciation goes to Discovery Education, Nahdet Masr, Longman Egypt, UNICEF, UNESCO, World Bank Education Experts and UK Education Experts who, collectively, supported the development of Egypt's national curriculum framework. I also thank the Egyptian Faculty of Education professors who participated in reviewing the national curriculum framework. Finally, I thank each and every MOETE administrator in all MOETE sectors as well as the MOETE subject counsellors who participated in the process.

This transformation of Egypt's education system would not have been possible without the significant support of Egypt's current president, His Excellency President Abdel Fattah El-Sisi. Overhauling the education system is part of the president's vision of 'rebuilding the Egyptian citizen' and it is closely coordinated with the Ministries of Higher Education and Scientific Research, Culture, and Youth and Sports. Education 2.0 is only a part in a bigger national effort to propel Egypt to the ranks of developed countries and to ensure a great future to all of its citizens.



mM nN

Learn sounds with Busy Bee!

Phonics **Unit 2**



1 Listen and trace. Then say



m outh



nurse



Maha



Nour

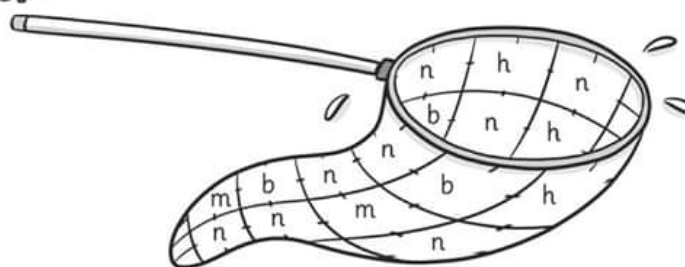


2 Find m and color

b	m	n	m	n
n	b	m	h	h
h	n	h	m	b



3 Find n and circle



abcdefghijklmnopqrstuvwxyz


Phonics: the m and n sounds

fold



2

It's a circle.



3

Oh no!

Comprehension

Story **Unit 2**



1 Listen and choose. Then draw and color



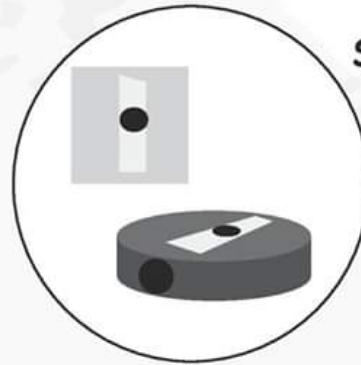
eraser



pen



sharpener



My name: _____

fold

The balloon



It's yellow! I like yellow.



This is my balloon. It's red.



Theme 2

The world around me





Learn to write with Busy Bee!



Trace, copy and say



panda

panda



Pyramids

Pyramids



run

run



Reem

Reem



ABCDEFGHIJKLMNOPQRSTUVWXYZ

Looking after Mango



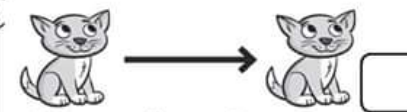





1 Listen and choose



2 Read and trace

I look after Mango.

<p>1</p>  <p>Mango eats. <input type="checkbox"/></p>	 <p>Mango doesn't eat. <input type="checkbox"/></p>
<p>2</p>  <p>Mango doesn't grow. <input type="checkbox"/></p>	 <p>Mango grows. <input type="checkbox"/></p>
<p>3</p>  <p>I look after Mango. <input type="checkbox"/></p>	 <p>I don't look after Mango. <input type="checkbox"/></p>



pP rR

Learn sounds with Busy Bee!



1 Listen and trace. Then say



pan



run



Peter



Reem



2 Look and match

h p d m

p n r p

h r n

r b r

h m



abcdefghijklmnopqrstuvwxyz

Phonics: the p and r sounds

Busy Bee

Project **Unit** 1



1 Look and draw Busy Bee

2 x




1 x



2 x



1 x



2 x



2 x



2 x



2 x



2 Show and say





1 Read and circle



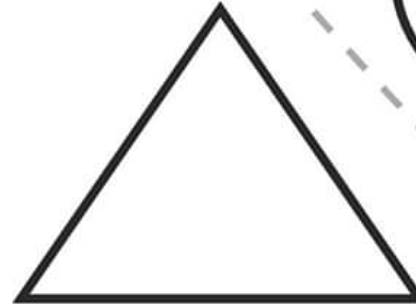

2 Match and color

① A square has **two** / **four** equal sides.

② A rectangle has **two** / **three** short sides and **two** / **three** long sides.

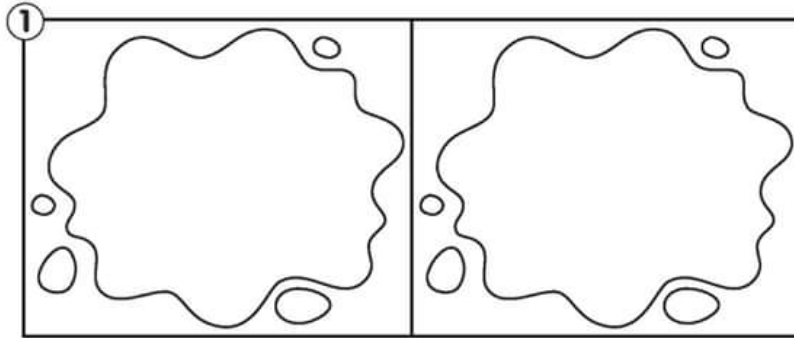
③ A triangle has **three** / **four** sides.

④ A **circle** / **square** is round.



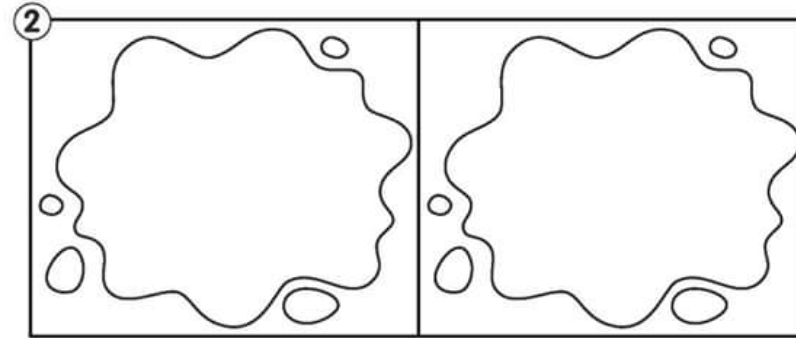


1 Read and color. Then listen and choose



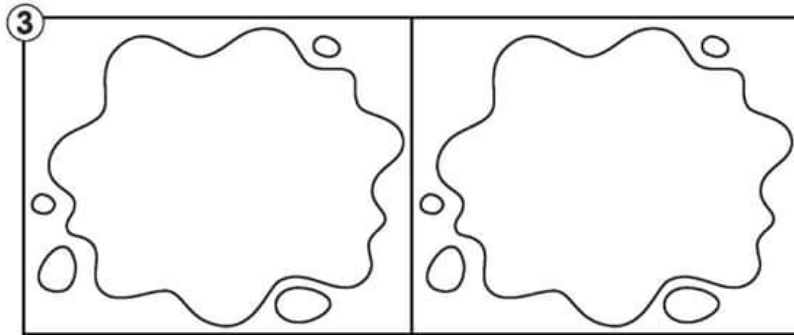
blue

red



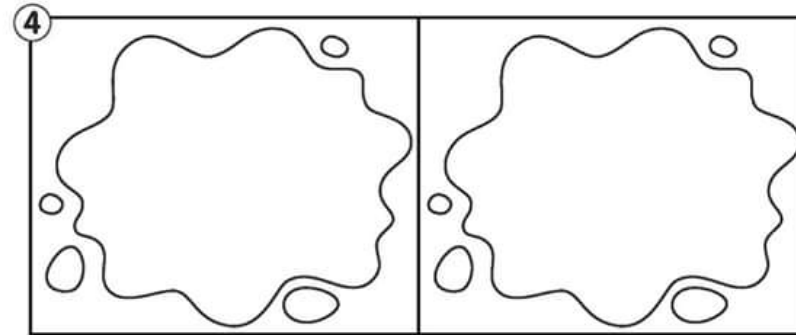
green

orange



red

yellow



blue

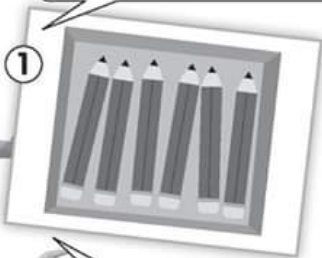
green




1 Ask and answer. Then match




How many pencils are there?



1



2



3



4



There are six.

1
one

2
two

3
three

4
four

5
five

6
six

7
seven

8
eight

9
nine

10
ten



2 Count to ten



1 Trace, choose and color

① Mommy



② Daddy



③ brother



④ sister





1 Trace, color and say

1




rabbit

2



cat

3




sheep

4




horse

5



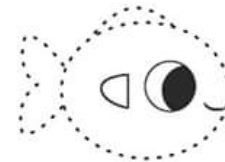
camel

6



frog

7



fish



Circle and say

1



land / water

2



land / water

3



land / water

4



land / water

5



land / water

6



land / water

7



land / water

Language: (Rabbits) live (on land).

People who help us



1 Look, match and say



A teacher



A librarian



A nurse

helps me



feel better.



find books.



write.

Language: A teacher helps me write.

My little story book

(Cut and fold to make a story book.)

A shape picture

Project **Unit 2**



1 Listen and color


①



②



③



④



2 Draw and share



Project: It's a (house). It's a (red square) and a (blue triangle).

